

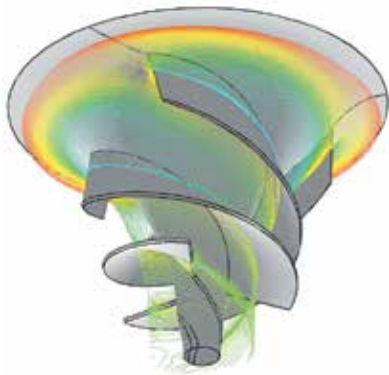


Specialized 3D Flow Analysis that Provides Advanced CFD

PushButton CFD[®]

Understanding the fluid dynamics of rotating machinery is fundamental to the development of competitive turbomachinery designs and products. Pushbutton CFD[®] is the computational fluid dynamics (CFD) component of Concepts NREC's Agile Engineering Design System[®]. While intuitive enough for new CFD users who are interested in a cost-effective alternative to prototype manufacturing and testing, Pushbutton CFD also proves robust enough for advanced users who want to quickly and accurately optimize product efficiency and functionality.

Getting the Right Results Faster

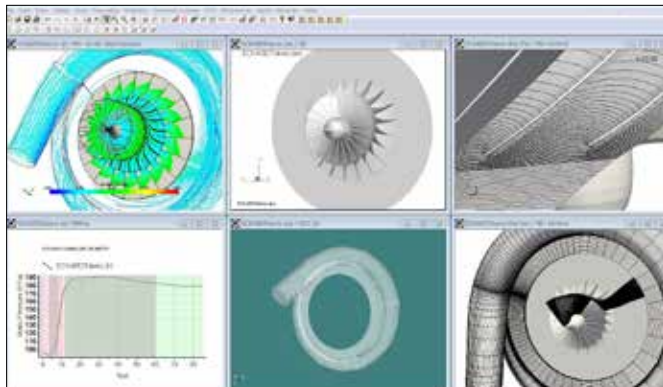


For over thirteen years, Concepts NREC has provided commercial CFD products designed specifically for the turbomachinery industries. Utilizing extensive in-house design, experimental, and production expertise, Concepts NREC developed Pushbutton CFD based on a comprehensive understanding of the challenges faced by the rotating machine industry. The software offers state-of-the-art modeling capabilities such as a third-order AUSM finite volume scheme, real fluid behaviors and properties, and two phase flows. Also included are the industry-standard Spalart-Allmaras, k-epsilon, k-omega, and SST two-equation turbulence models. Validated with empirical data, Pushbutton CFD is the analysis solution for users who need the right answer faster.

We design our tools to integrate into and complement our clients' design processes. While our solver decreases development cycle times, it simultaneously increases the number of design iterations possible when compared to equivalent time spent invested in alternatives that require independent modeling, design, and analysis tools.

True Pushbutton Functionality

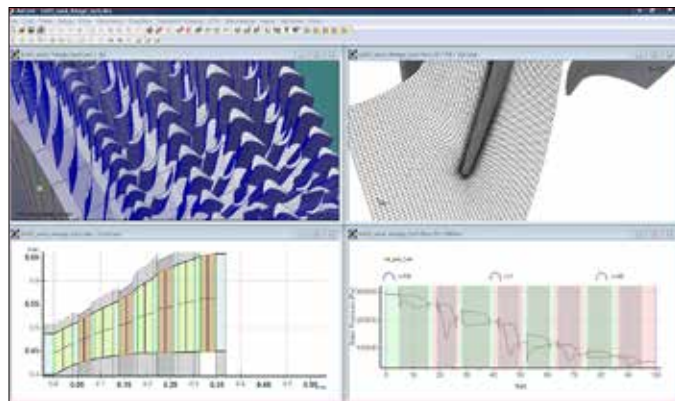
Pushbutton CFD has evolved to function in a truly “push-button” fashion. Combined with AxCent®, PushbuttonCFD’s design and geometry modeling counterpart in the Agile Engineering Design System, it is easy to model design alternatives. Often in a matter of minutes, users get results and insights into the flow behaviors of the rotating machinery under analysis. For those looking for high-performance computing solutions, both shared and distributed memory versions of the solver are available.



Radial compressor stage with volute in Pushbutton CFD.

Meshing, often considered one of the most time consuming efforts in the CFD process, is integrated into Push-button CFD. By default, the automated meshing, smoothing, and refinement processes capture small and complex features such as blade tip-to-shroud clearances features that, when neglected or improperly represented, have a great effect on the accuracy of analysis results. Other flexible, more advanced mesh-

ing options for additional control are also offered. With automated meshing and rapid solution times that provide quick, accurate results, users can focus on fine-tuning instead of spending time setting up analyses.



Four-stage axial turbine analyzed with Pushbutton CFD.

Integrated Solution Increases Efficiency

Pushbutton CFD, together with the Agile Engineering Design System, provides an integrated solution with computer-aided design (CAD), meshing, and analysis tools for turbomachinery in one simple and compact interface. Engineers can oversee the entire turbomachinery design process, avoiding the time and hassle involved with shuffling data and models between multiple software tools and team members. Concepts NREC’s data analysis tools automatically extract, interpret, and compare Pushbutton CFD’s results for turbomachinery-specific factors such as pressure ratio, loading curves, incidence angle, and efficiency. Pushbutton CFD mesh and analysis data can also be exported for additional external analyses.

Agile Engineering Design System® Applications

		Radial			Axial		
		Compressors	Pumps	Fans & blowers	Compressors	Pumps	Fans & blowers
Preliminary design	COMPAL®		✓				
	PUMPAL®			✓			✓
	RITAL™				✓		
	FANPAL™				✓		✓
Detailed design	AXIAL™					✓	✓
	AxCent®	✓	✓	✓	✓	✓	✓
CFD	Pushbutton CFD®	✓	✓	✓	✓	✓	✓
FEA	Pushbutton FEA™	✓	✓	✓	✓	✓	✓
Optimization	TurboOPT II™	✓	✓	✓	✓	✓	✓
CAM	MAX-PAC™	✓	✓	✓	✓	✓	✓



CORPORATE HEADQUARTERS

217 Billings Farm Road
 White River Junction, VT 05001-9486 USA
 Phone (802) 296-2321 • Fax (802) 296-2325
 E-mail: sales@ConceptsNREC.com
 Web: www.ConceptsNREC.com

Agile Engineering Design System, AxCent, AXIAL, COMPAL, FANPAL, MAX-PAC, PUMPAL, Pushbutton CFD, Pushbutton FEA, RITAL, and TurboOPT II are registered trademarks or trademarks of Concepts ETI, Inc. Other company, product or service names may be trademarks of their respective owners.

Concepts NREC design software is compatible with all commercial design packages.